

HBS Online CORE Application Process

Step 1 – Account Creation

Students begin the application process at online.hbs.edu/courses/CORE

Follow steps to **Create Account** and provide required information.

Once the student hits submit they will need to check their email and verify the account through the verification link provided.

Let's Get
Started!

CREATE AN ACCOUNT

Email Address

Password

First Name

Last Name

☐ I certify that I am 18 years of age or older.

☐ I agree to the HBS Online [privacy policy](#) and [terms of use](#).

☐ Please send me email updates about HBS Online.

SUBMIT



Thank you for requesting an account

Please check your email to complete the account creation process.

Once the account has been verified, the student will be able to login and complete the CORE application.

Step 2 – CORE Application

At the very beginning of the application, the students should select “no” to the question of taking CORE for undergraduate credit, as that path routes them to Harvard Extension School. The reduced cost from HBS Online is only available to the non-credit version of CORE.

Do you plan to take CORE for credit?

☐ Yes

☒ No

Cohort Start Date

May 19, 2020 - Fee: \$2250 USD ▼

Students are then required to provide basic demographic information. They should select the box that indicates they are a current student.

CORE Application

Course Start: May 19, 2020

Basic Info

First Name

Last Name

Date of Birth

Month ▼ Day ▼ Year ▼

Gender

☐ Female ☐ Male ☐ I'd rather not say

Primary Citizenship

Select ▼

Secondary Citizenship (Optional)

Select ▼

Education

☒ I am a current student.

What is the highest education level that you have completed?

Select ▼

Employment

Work Experience (Years)

?

Students must then write an essay which outlines their background and personal motivations for taking CORE.

Personal Essay

Please tell us about yourself and why you're motivated to take this course.


0 of up to 300 words entered.

SAVE

SUBMIT

When the application and essay have been submitted, the student will see the following scholarship page (assuming they have applied with their campus email address and checked the box indicating they are a current student).

For summer 2020, students **should SKIP the scholarship section**. For future programs where the COVID19 promotional code is not available, this is where the student requests Harvard-funded scholarships to CORE.




CORE Application

Course Start: June 23, 2020

Scholarships and Military Benefits

Based on the information you've provided in your application, you may be eligible for a scholarship. We're going to ask a few more questions to determine your eligibility.

1. Do you currently receive a Pell grant from your home institution? 


Select


SKIP - I DO NOT WANT TO APPLY FOR SCHOLARSHIP


SUBMIT


Once the student progresses beyond the scholarship page, they will be able to submit their application. Our application review process takes approximately 3-4 business days. The student will receive an email from hbsonlinesupport@hbs.edu with notification of their acceptance. The subject line of the email will read "Admissions Decision Available." They will then need to log back into their account to complete enrollment.

At the payment page, students should enter the promotional code provided to reduce the cost of CORE from \$2,250 to \$450. See below. This promotional code is valid for May and June CORE only. The payment page is also where they can forward the payment request to their college or university.

 WELCOME

 PERSONAL

 POLICIES

 4 PAYMENT

PAY NOW BY CREDIT CARD

Click the "Pay with Credit Card" button to pay the Balance Due. You can use a single card to pay, or split the balance between two different cards. The second payment can be forwarded to someone else to pay on your behalf.

☒ Pay \$450.00 in full with a single card

☐ Split \$450.00 between two cards

PAY WITH CREDIT CARD

Other Payment Options

OR

FORWARD PAYMENT REQUEST

Click the "Forward Payment Request" button to send a unique payment link to a recipient who will pay on your behalf. You will need to provide their name and email address.

Please note that the payer will be sent the entire Balance Due. You may also only have one active payment request at a time, but you can update your request by entering in a different name and email address.

FORWARD PAYMENT REQUEST

Total : \$450.00

Save 80%

Program Fee	\$2250.00
Amount Paid	(\$0.00)
Promo Code (Optional)	<div>summercore20</div>
Discount Applied	(\$1800)
Balance Due	\$450.00